

Special Key Commands

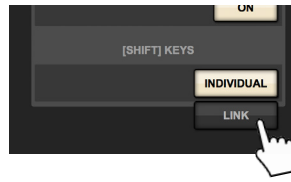
Firmware V3.00

DIGITAL MIXING SYSTEM

RIVAGE
PM SERIES

 Hold

 Tap



You can select whether the individual [SHIFT] keys on the bays of the control surface affect the corresponding bay independently, or one [SHIFT] key affects all bays. This is especially useful when multiple operators are working on the console. (Preferences > Surface settings 2)


PARAMETER SET FOR MULTIPLE CHANNELS



+



EQ Type parameter set



+




Dynamics Type parameter set



+



Send Level parameter set



+




Send Pan parameter set
(for stereo Mix/Matrix buses)



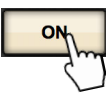
+




Send Pre/Post parameter set



+



Send On/Off parameter set



+




Mix Bus Send On/Off parameter set
(for fixed Mix buses)




+



Send or Direct Out Follow parameter set
(Direct Out in the CH Parameter / Direct Out 12CH overview)



+



Temporary channel link
(press any SEL key to release the linked channels again)



+



Bank Link parameter set
(Theatre mode only)

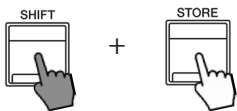


Stereo A / Stereo B On/Off parameter set



Stereo A / Stereo B On/Off parameter set

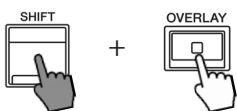
SCENE MANAGEMENT



Create a sub scene



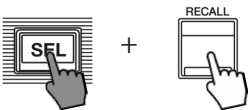
Change the sub scene number when storing



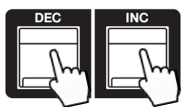
Toggle overlay On/Off



Toggle overlay edit On/Off



Temporarily recall safe the selected channel



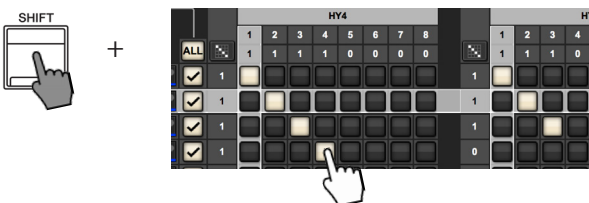
Show current scene

MIX MINUS



Assign the mix minus owner channel(s)

RECORDING PATCH



Independently set Playback In and Recording Out Patch (otherwise they are linked)

PLUG-IN ASSIGNMENT

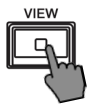


Screen encoder 12
or Touch and Turn




Scroll to the next Plug-In or next free space when mounting a plug-in

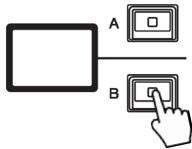
SETUP/SYSTEM



Reset screen backlight brightness to default



+



Setup custom fader bank

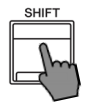
(A custom fader bank must be selected beforehand)



+



DCA group assign




+



CUE group toggle (A > B > A+B > A >.....)

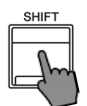
(in SURFACE SETTINGS / CUE OPERATION MODE / CH mode only)



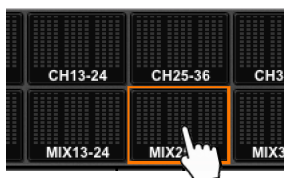
+



Sends on Fader mode without SoF selection window



+



Show these Mix/Matrix sends in the Channel Overview Screen



+



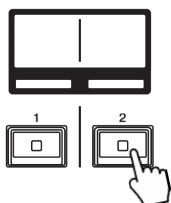
Toggle between Scene Title and Scene Comment



(Re-)assigning the function of the HOME button.

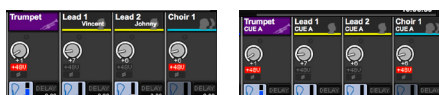



+



Reverse order when a toggle function has been selected for the User Defined Key.

(SURROUND PAN's PANNING TOGGLE only at the moment)



Channel name area shows the assigned CUE buss while pressing shift.

Normally the linked actor library is shown.
(Available in theatre mode and channel overview only)